

Digital time switch SHT-13/2 UNI

DESCRIPTION

All-in-One digital time relay, with various programs (daily, weekly, yearly and astronomical, mixed, random). Simple setting after the first start-up, built-in Web Server for setup via Wi-Fi connection. ASTRONomic program with manual entry of geogr. coordinates or selecting one of the preset cities. 2 independant programmable outputs with permanent NO or NC, pulse or cycle mode.

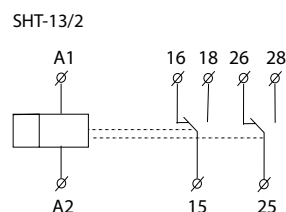
ADVANTAGES

- // supply voltage range AC/DC 24 - 240 V, (AC 50-60 Hz)
- // replaceable battery to back up the set time (CR2032)
- // possible time synchronization through NTP server
- // 2 independant output channels (CO 2x16A)
- // summer/winter time – AUTO or OFF
- // sealable transparent front panel cover
- // PIN code protection against unauthorized changes
- // Wi-Fi (2.4 GHz)
- // Output: 2x changeover, 16 A
- // Housing: 2 MODULE size (2 TE), dimensions: 90 × 35 × 64 mm

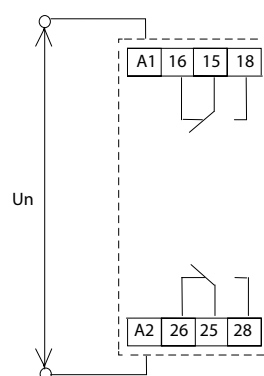
Technical data

Supply terminals	A1-A2
Supply voltage	24 - 240 V AC/DC (50 AC - 60 Hz)
Consumption	Wi-Fi "OFF" 0,5 W / 2 VA; "ON" 1 W / 3 VA
Supply voltage tolerance	-15%; +10%
Output	
Number of contacts	2× changeover (AgSnO2)
Rated current	16 A/AC1; 1 HP 240 Vac, 1/2 HP 120 Vac; PD. B300
Breaking capacity	4000 VA /AC1, 384 W / DC
Inrush current (duty factor 10%)	30 A / < 3 s
Switching voltage	250 V AC1 / 24 V DC
Power dissipation (max.)	2.4 W
Mechanical life	3x10 ⁷
Electrical life (AC1)	10 ⁵
Time circuit	
Accuracy	max. ±0.5 s/day at 23°C
Minimum interval	1 s
Data stored for	min. 10 years
Set time backup	up to 120 days (CR 2032 - 3V)
Program circuit	
Number of memory locations	200
Program type	daily, weekly, yearly, astro
Displayed data	LCD display with white backlight
Settings via website	by Wi-Fi (2.4 GHz)
Other information	
Operating temperature	-20...+55°C
Storage temperature	-30...+70°C
Dielectric strength: supply – output output 1 – output 2	AC 4 kV AC 4 kV
Operating position	any
Mounting	DIN rail EN 60715
Protection degree	IP40 front panel / IP20 terminals
Overvoltage category	III
Pollution degree	2
Cross-wire section – solid/ stranded with ferrule (mm ²)	max. 1× 2.5, 2× 1.5/ max. 1× 2.5 (AWG 14)
Dimensions	90 × 35 × 64 mm
Standards	EN 61812-1

Symbol



Connection

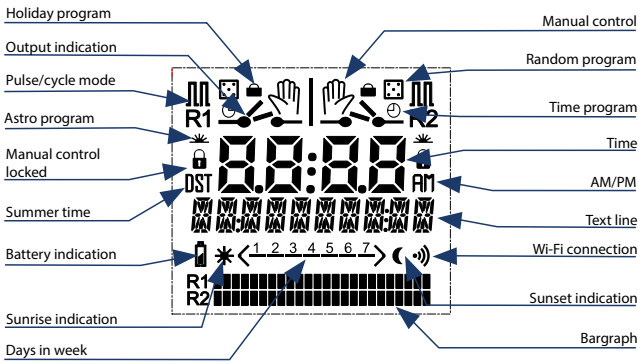


Digital time switch SHT-13/2 UNI

Type	I _n [A]	Code No.		
SHT-13/2 UNI	2x16	002470305	135	1



Controlling elements



Description

